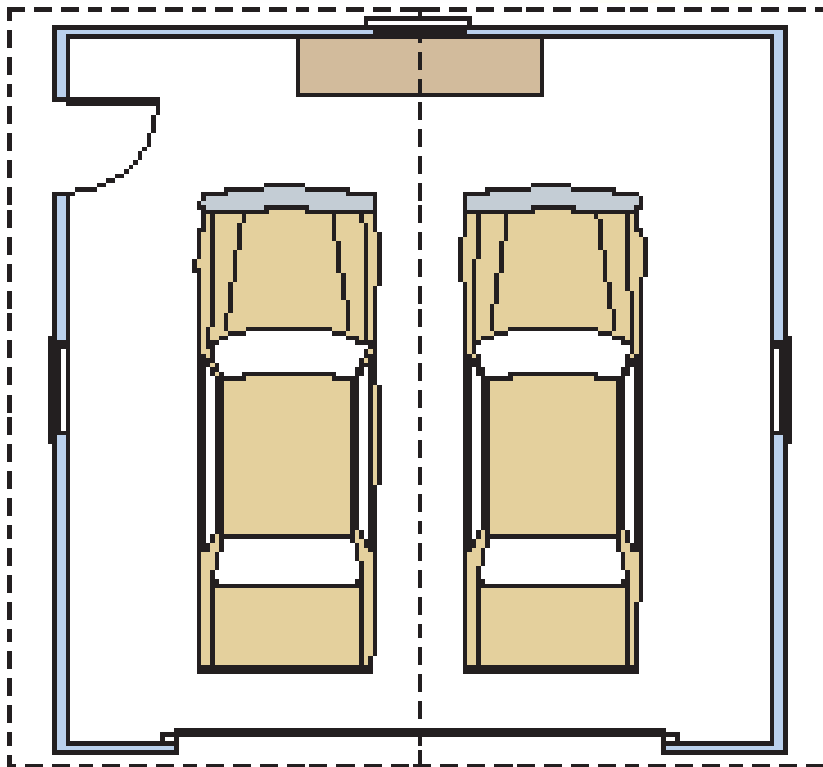



2 Car Garage 24' x 24'



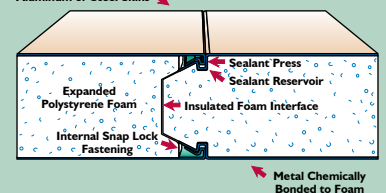
Structall offers a complete line of precut and preengineered garage packages utilizing structural insulated panel (SIP) technology. All packages erect quickly, are stronger than conventional framing, and are extremely energy efficient.

The high energy efficiency of Structall's patented Snap-N-Lock™ panel is due to the continuous foam interface design at the panel joint. The joint also allows for faster & easier installation - the male and female edges of the panel snap together quickly & easily.

Snap-N-Lock™ panel structures also withstand wind and storm damage better than conventionally built structures.

Snap-N-Lock™ Insulated Panel

Your Choice of Aluminum or Steel Skins



This two car garage has ample room on the sides and back walls for shelves, tools, and lawn care equipment. An easy access side door and side windows make this garage very worker-friendly.

Plans and specifications are subject to change without notice. All dimensions are approximate.